

The contribution of non-profit institutions in New Zealand

Number of non-profits



Activity group	2004	2013
Culture & recreation	43,220	50,380
– Culture and arts	5,020	6,090
– Sports	14,910	17,990
– Other	23,405	26,300
Social services	11,280	14,810
Development & housing	7,580	9,680
Religion	9,890	9,440
Education & research	7,400	7,960
Other activity groups	17,630	21,840
Total	97,000	114,110

Number of institutions



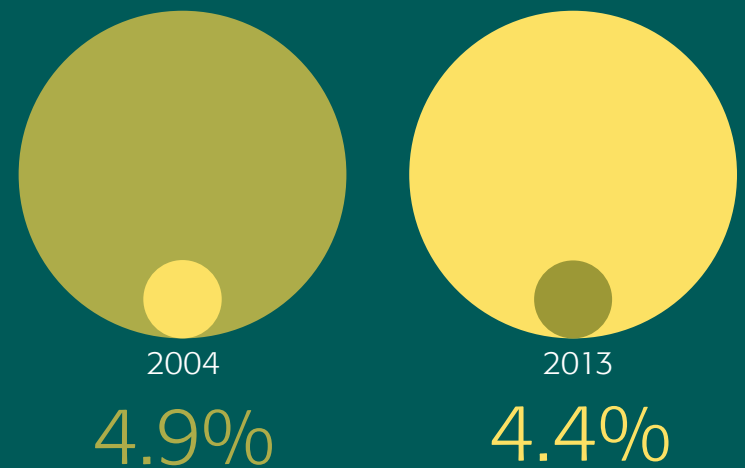
Economic contribution



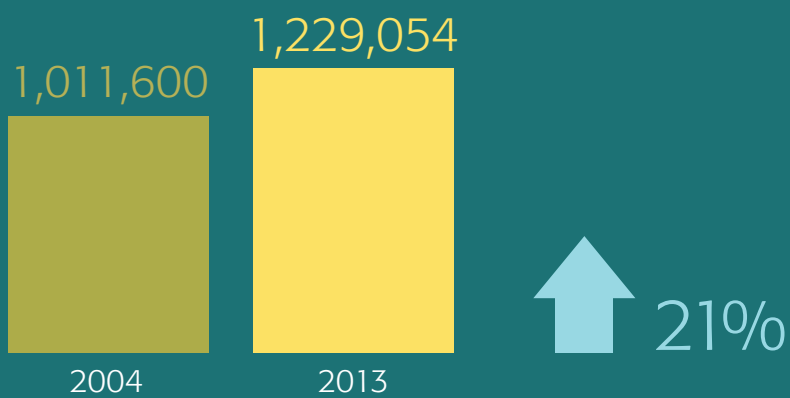
\$(billion)	2004	2013
Contribution to GDP	\$3.6b	\$5.9b
Volunteer labour contribution to GDP	\$3.3b	\$3.5b
Total contribution to GDP	\$6.9b	\$9.4b

GDP represents NZ's income earned from production in NZ

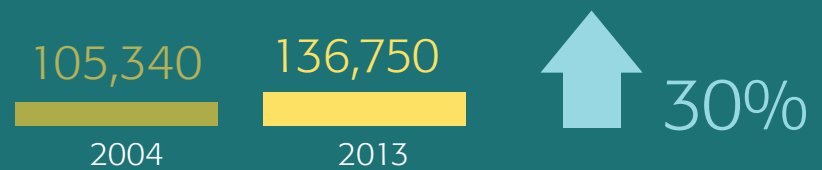
Total contribution to GDP



Number of volunteers



Number of paid staff



Volunteer hours worked

